

TACOSSETTER INLINE 130

BALANCING VALVE



ADVANTAGES

- Accurate and fast adjustment with scale and without the aid of diagrams, tables or measurement devices
- Direct reading of the set volume flow in l/min
- Temperature-resistant up to 130 °C
- Variable installation position, maintenance-free
- Regulating valve with isolating facility (rest leakage possible)

Direct regulation, indication and isolation of flows in systems.

DESCRIPTION

Direct hydraulic balancing and control of flows: TacoSetter Inline 130 balancing valves offer an easy and accurate method of adjusting the flow rates through heating, geothermal, ventilation, air conditioning and cooling systems.

Correct balancing of hydraulic circuits ensures optimum energy distribution, resulting in more efficient and economical operation in accordance with the energy saving regulations provided for by legislation.

With TacoSetter Inline 130 balancing valves, any qualified fitter can set the appropriate flow rate on the premises in question, thus avoiding investments in training and costly measuring devices.

INSTALLATION POSITION

The valve can be installed in a horizontal, vertical or inclined position. Care should be taken to ensure that the arrow is pointing in the direction of the flow.

The 3/4" version with union nut and Euro cone can be connected directly to an underfloor heating circuit. The version with 1" union nut directly to a circulation pump.

OPERATION

The flow measurement is based on the principle of a baffle float with return spring. The flowmeter is built into the housing.

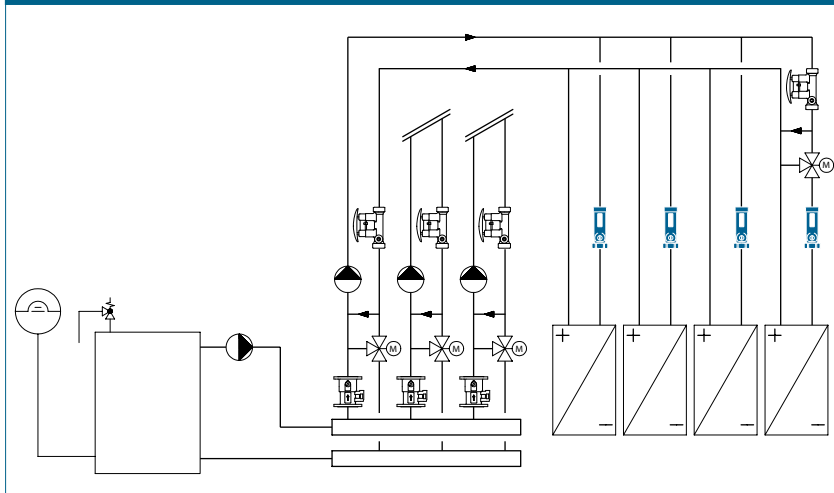
The balancing can be carried out with a screwdriver at the adjusting screw. The reading position is the bottom line of the baffle float.

BUILDING CATEGORIES

For pipe installations in heating area:

- Apartment blocks, housing estates, multiple dwelling units
- Residential care facilities and hospitals
- Administration and service buildings
- Hotels and restaurants, industrial kitchens
- School buildings and sports facilities
- Commercial and industrial buildings
- Facilities with partial use, such as barracks, camping sites

SYSTEM/BASIC DIAGRAM



NOTE

Important when using glycol

The system medium must be allowed to flow through the measuring body for at least 2 hours prior to reading the flow rate when performing the initial start-up or refilling the system

TACOSSETTER INLINE 130 | BALANCING VALVE

SPECIFICATION TEXT

See www.taconova.com

TECHNICAL DATA

General

- Operating temperature $T_{0\max}$: 130 °C
- Operating pressure $P_{0\max}$: 10 bar
- Measuring accuracy: $\pm 10\%$ of the indicated value
- k_{VS} value and measurement range see «Type overview»
- Connections:
 - $\frac{3}{4}$ " euro cone acc. to EN 16313
 - 1", 1 $\frac{1}{4}$ ", 1 $\frac{1}{2}$ " G (flat-sealing) connector acc. to DIN ISO 228

Material

- Housing: see «Type overview»
- Inside: stainless steel, brass, plastic
- Sight glass: borosilicate
- Seals: EPDM
- Flat-sealing connections

Fluids

- Heating water (VDI 2035; SWKI BT 102-01; ÖNORM H 5195-1)
- Potable water (DIN 1988-200)
- Water and proprietary additives used against corrosion and freezing up to 50%

APPROVALS / CERTIFICATES

- KTW-BWGL, DIN EN 16421 (W270)

TYPE OVERVIEW

TacoSetter Inline 130 | Balancing valve made of dezincification-resistant (DZR) brass with male thread and euro cone (A)

Order no.	DN	G × G	Measuring range	k_{VS} (m ³ /h)
223.7234.104	15	$\frac{3}{4}$ " × $\frac{3}{4}$ "	1,0 – 3,5 (l/min)	1,35
223.7238.104	15	$\frac{3}{4}$ " × $\frac{3}{4}$ "	2,0 – 8,0 (l/min)	1,8

TacoSetter Inline 130 | Balancing valve made of brass with lock nut and euro cone (B)

Order no.	DN	G × G	Measuring range	k_{VS} (m ³ /h)
223.7318.000	20	$\frac{3}{4}$ " × $\frac{3}{4}$ "	2,0 – 8,0 (l/min)	1,6
223.7310.000	20	$\frac{3}{4}$ " × $\frac{3}{4}$ "	4,0 – 15,0 (l/min)	5,95
223.7312.000	20	$\frac{3}{4}$ " × $\frac{3}{4}$ "	10,0 – 30,0 (l/min)	6,6

TacoSetter Inline 130 | Balancing valve made of brass with cutting ring connection $\varnothing 22$ (C) (Also suitable for flat-sealing connection)

Order no.	DN	G × G	Measuring range	k_{VS} (m ³ /h)
223.7370.000	20	1" × 1"	4,0 – 15,0 (l/min)	5,95
223.7378.000	20	1" × 1"	10,0 – 45,0 (l/min)	6,85

TacoSetter Inline 130 | Balancing valve made of brass with male thread (D)

Order no.	DN	G × G	Measuring range	k_{VS} (m ³ /h)
223.7427.000	25	1" × 1"	20,0 – 90,0 (l/min)	17,0
223.7457.000	25	1 $\frac{1}{4}$ " × 1 $\frac{1}{4}$ "	20,0 – 90,0 (l/min)	17,0
223.7467.000	25	1 $\frac{1}{2}$ " × 1 $\frac{1}{2}$ "	20,0 – 90,0 (l/min)	17,0

TacoSetter Inline 130 | Balancing valve made of brass with lock nut and glycol scale (E)

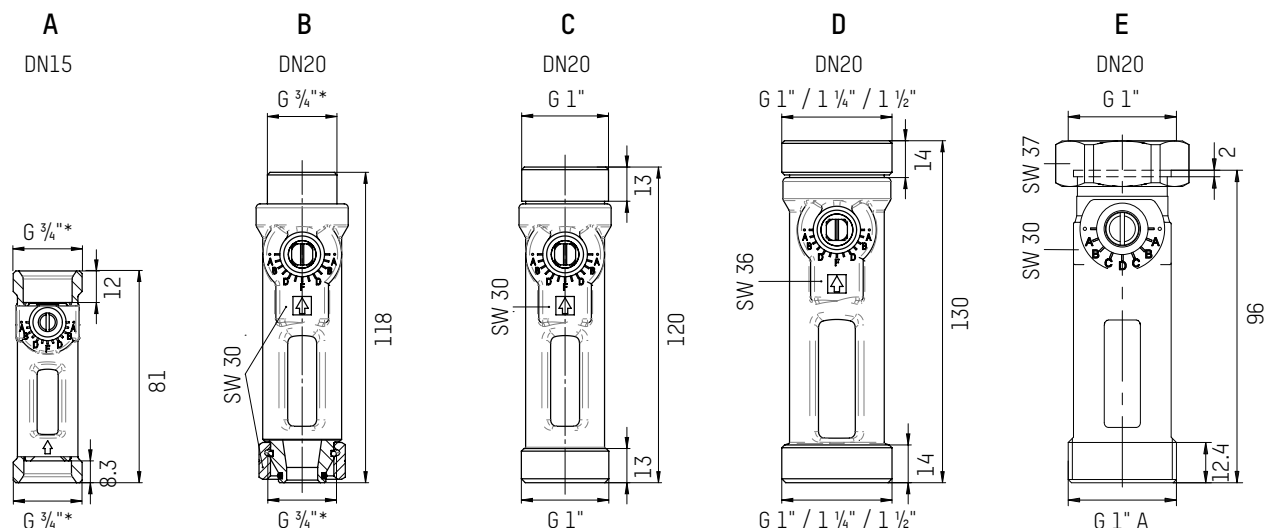
Order no.	DN	G × G	Measuring range*	k_{VS} (m ³ /h)
223.7556.334	20	1" × 1"	1,5 – 6,0 (l/min)	1,8
223.7566.334	20	1" × 1"	4,0 – 16,0 (l/min)	4,76
223.7576.334	20	1" × 1"	8,0 – 28,0 (l/min)	5,44

* Reading scale for water-glycol mix with $\nu = 2,3 \text{ mm}^2/\text{s}$

TacoSetter Inline 130 | Balancing valve made of brass with lock nut and water scale (E)

Order no.	DN	G × G	Measuring range	k_{VS} (m ³ /h)
223.7586.000	20	1" × 1"	10,0 – 40,0 (l/min)	5,44

DIMENSIONAL DRAWING

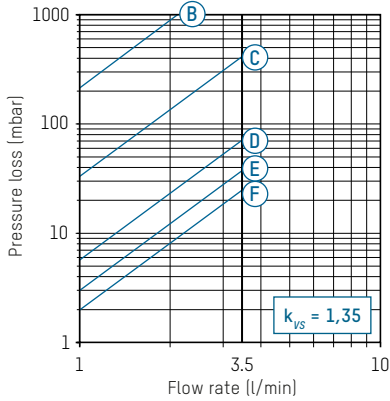


* Euro cone

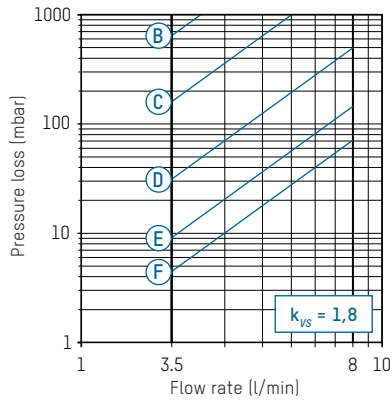
TACOSSETTER INLINE 130 | BALANCING VALVE

PRESSURE LOSS DIAGRAMS

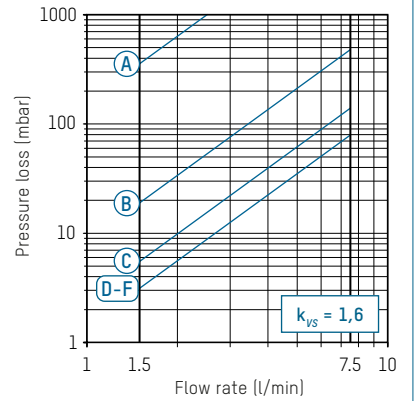
223.7234.104 (DN 15 | ¼" | 1.0...3.5 l/min)



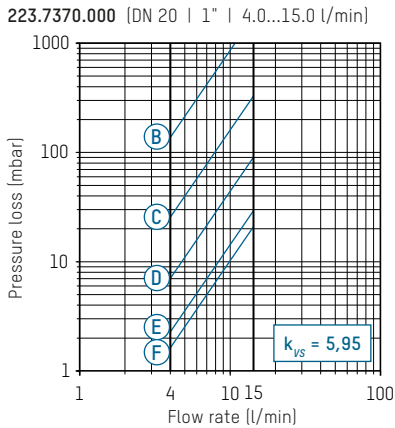
223.7238.104 (DN 15 | ¼" | 2...8 l/min)



223.7318.000 (DN 20 | ¼" | 1.5...7.5 l/min)

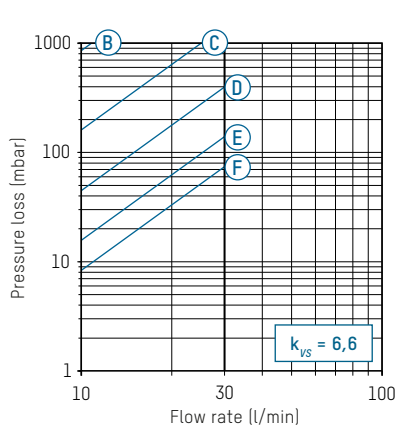


223.7310.000 (DN 20 | ¼" | 4.0...15.0 l/min)

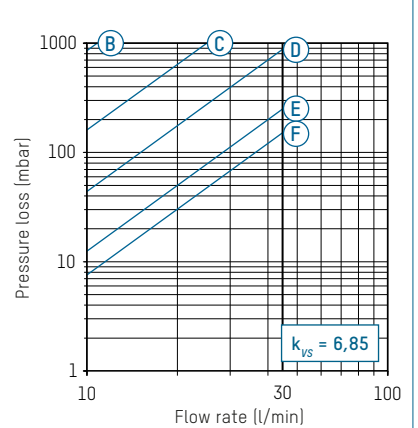


223.7370.000 (DN 20 | 1" | 4.0...15.0 l/min)

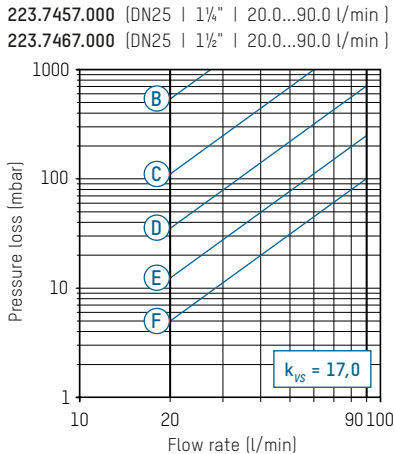
223.7312.000 (DN 20 | ¼" | 10...30 l/min)



223.7378.000 (DN 20 | 1" | 10...45 l/min)

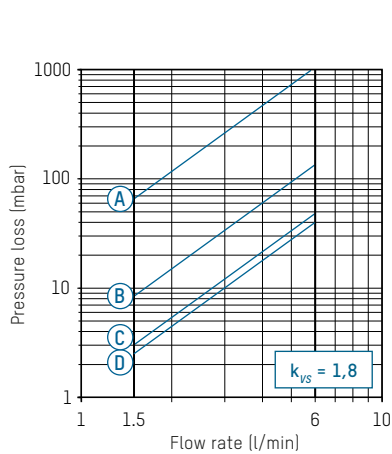


223.7427.000 (DN25 | 1" | 20.0...90.0 l/min)



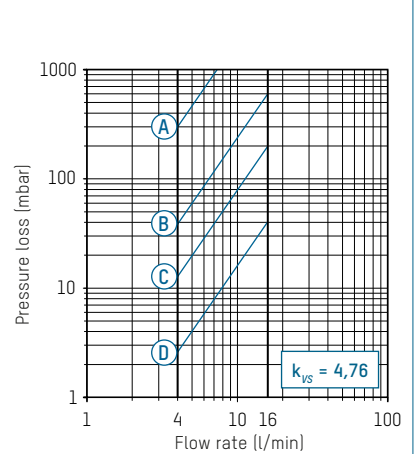
223.7457.000 (DN25 | 1¼" | 20.0...90.0 l/min)

223.7556.334 (DN 20 | 1" | 1,5...6 l/min)

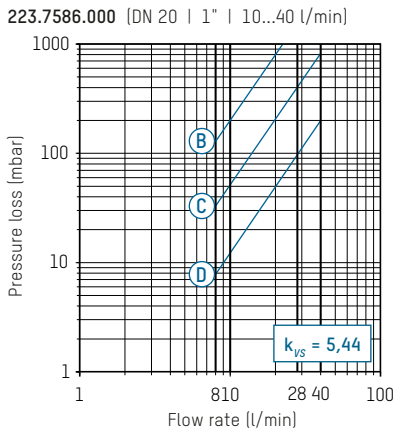


223.7467.000 (DN25 | 1½" | 20.0...90.0 l/min)

223.7566.334 (DN 20 | 1" | 4...16 l/min)



223.7576.334 (DN 20 | 1" | 8...28 l/min)



223.7586.000 (DN 20 | 1" | 10...40 l/min)

Ⓐ - Ⓕ Valve position

TACOSSETTER INLINE 130 | BALANCING VALVE

ACCESSORIES



CONNECTORS / ACCESSORIES

Order no.	Description
296.2334.000	Solar seal suitable 1" (glycol-resistant)

SYSTEM SCREW CONNECTION FITS TO TACOSSETTER INLINE

Comprising a cap nut, clamp ring and support sleeve

Order no.	G × mm	Version for	Fits to
210.3325.000	3/4" × 15	Copper pipe 15/1 Eurocone	DN 15

Screw connections with cap nut and insert

Order no.	G × R	Version for	Fits to
210.6221.000	3/4" × 1/2"	1/2" thread, conically sealing, dezincification-resistant	DN 15
210.6632.000	1" × 3/4"	3/4" thread, flat-sealing	DN 20
210.6632.121	1" × 3/4"	3/4" thread, flat-sealing (glycol-resistant seal)	DN 20
210.6633.000	1 1/4" × 1"	1" thread, flat-sealing	DN 20
210.3435.003	1" × d22	Cutting ring d22	DN 20
210.3434.003	1" × d18	Cutting ring d18	DN 20
210.6222.000	3/4" × 1/2"	1/2" thread, self-sealing	DN 15

CONTACT AND FURTHER INFORMATION

TACONOVA.COM

Taconova Group AG | Neunbrunnenstrasse 40 | CH-8050 Zürich | T +41 44 735 55 55 | F +41 44 735 55 02 | group@taconova.com
 Taconova UK Ltd | 2a Baxter Road | Sheffield S6 1JF | England | T +44 (0) 114 231 3700 | adminuk@taconova.com | taconova.uk