

EC Type Examination Certificate Number: **0120/ SGS0103**

## **EM-Lite Limited**

1 Stevern Way  
Peterborough  
Cambridgeshire  
PE1 5EL

Instrument Identification:

**ECA2.\***

**Single Phase, Active Import/ Export, Electricity Meter**

Instrument Traceable Number

**0120/ SGS0103**

has been assessed and certified as meeting the requirements of

# **EC Directive 2004/22/EC**

## **on Measuring Instruments Annex B**

It is certified that the manufacturer's technical design and specimen for the above instrument has been examined and, based on the evidence submitted, it is considered that the instrument conforms to the requirements of MI-003 of EC Directive 2004/22/EC

This certificate must be used in conjunction with a certificate covering the product verification as required in Annex D or Annex F.

This certificate is valid until 17<sup>th</sup> June 2022

Issue 6

Certification is based on report number(s)


EMA157563/1

Authorised Signature




SGS United Kingdom Limited, Notified Body 0120  
Unit 202B Worle Parkway, Weston-super-Mare, BS22 6WA, UK  
t +44 (0)1934 522917 f +44 (0)1934 522137 [www.sgs.com](http://www.sgs.com)

Contact Address  
SGS United Kingdom Ltd, Unit 10, South Industrial Estate, Bowburn, Durham, DH6 5A, UK  
t +44 (0)191 377 2000 f +44 (0)191 377 2020 [www.sgs.com](http://www.sgs.com)


	EC-Type Examination Certificate Number:	
	<b>0120/ SGS0103</b>	
	Issue Number: 6	Dated: 17 <sup>th</sup> August 2017


## 1. Technical Data

<b>Manufacturer</b>	EM-Lite Ltd
<b>Meter Type</b>	ECA2.*
<b>Voltage Rating (<math>U_n</math>)</b>	220V – 240V
<b>Current Rating (<math>I_{min}</math> – <math>I_{ref}</math> (<math>I_{max}</math>))</b>	0,25-5(100) 0,5-10(100) 0,75-15(100) 1-20(100)
<b>Frequency (<math>F_n</math>)</b>	50Hz
<b>Active Accuracy Class (<math>kWh</math>)</b>	A or B ( $kWh$ )
<b>Type of circuit</b>	1p2w
<b>Temperature Range</b>	-40°C to +70°C
<b>Firmware Version No</b>	V1.01-5 Checksum 50787 V1.01-6 Checksum 50814
<b>Identification Location</b>	LCD
<b>Bill Of Materials Number's</b>	<b>ECA2.z</b> ECA2-4001- 02 REV A <b>ECA2.v</b> ECA2-4002-02 REV A
<b>IP Rating</b>	IP52
<b>Insulation Protective Class</b>	Class II
<b>LED Pulse Constant</b>	1000 imp/kWh
<b>Impulse Voltage Rating</b>	6kV
<b>AC Voltage Rating</b>	4kV
<b>Terminal Cover Sealing Type</b>	Wire & Crimp
<b>Main Cover Sealing Type</b>	Press Fit Non-removable Lasered Plastic Seals
<b>Integrity of meter</b>	Inaccessible without breaking seals
<b>Intended Location of the Meter</b>	Indoor
<b>Type of Register</b>	LCD
<b>Terminal Arrangement(s)</b>	BS

	EC-Type Examination Certificate Number:	
	0120/ SGS0103	
	Issue Number: 6	Dated: 17 <sup>th</sup> August 2017

**2. Photograph of Meter and Sealing Plan**



	EC-Type Examination Certificate Number:	
	<b>0120/ SGS0103</b>	
	Issue Number: 6	Dated: 17 <sup>th</sup> August 2017

### 3. Calculation of the composite error/ MPE

In addition to the accuracy requirements the composite error  $e_c$  of the meter is shown below

The composite error at a certain load is calculated from the following formula:


$$e_c = \sqrt{e^2(l.\cos\theta) + e^2(T.l.\cos\theta) + e^2(U.l.\cos\theta) + e^2(f.l.\cos\theta)}$$

where

$e^2(l.\cos\theta)$	=	Intrinsic error of meter at a certain load
$e^2(T.l.\cos\theta)$	=	Additional error due to variation of the temperature at the same load
$e^2(U.l.\cos\theta)$	=	Additional error due to variation of the voltage at the same load
$e^2(f.l.\cos\theta)$	=	Additional error due to variation of the frequency at the same load

Ambient Temperature Range 5° to 30° C						
Current	PF Cos	e(lcos)	e(Tlcos)	e(Ulcos)	e(flcos)	%MPE
Imin	1.0	0.04	-0.38	0.40	-0.05	<b>0.56</b>
Itr	1.0	0.02	-0.16	0.21	0.01	<b>0.26</b>
10Itr	1.0	0.13	-0.01	-0.06	0.02	<b>0.14</b>
I <sub>max</sub>	1.0	-0.09	0.07	0.06	0.03	<b>0.13</b>
Itr	0.5ind	-0.25	-0.41	0.35	-0.12	<b>0.61</b>
10Itr	0.5ind	0.10	-0.07	-0.09	0.10	<b>0.18</b>
I <sub>max</sub>	0.5ind	-0.20	0.11	0.12	0.10	<b>0.28</b>
Itr	0.8cap	0.11	-0.2	0.25	0.05	<b>0.34</b>
10Itr	0.8cap	0.25	0.03	-0.10	-0.02	<b>0.27</b>
I <sub>max</sub>	0.8cap	-0.11	0.12	0.13	0.12	<b>0.24</b>


Ambient Temperature Range -10° to 40° C						
Current	PF Cos	e(lcos)	e(Tlcos)	e(Ulcos)	e(flcos)	%MPE
Imin	1.0	0.04	-0.65	0.40	-0.05	<b>0.77</b>
Itr	1.0	0.02	-0.34	-0.18	0.01	<b>0.39</b>
10Itr	1.0	0.13	-0.05	-0.12	0.02	<b>0.18</b>
I <sub>max</sub>	1.0	-0.09	-0.1	-0.10	0.03	<b>0.17</b>
Itr	0.5ind	-0.25	-0.75	0.37	-0.12	<b>0.88</b>
10Itr	0.5ind	0.10	-0.13	0.17	0.10	<b>0.26</b>
I <sub>max</sub>	0.5ind	-0.20	-0.11	0.26	0.10	<b>0.36</b>
Itr	0.8cap	0.11	-0.29	-0.22	0.05	<b>0.38</b>
10Itr	0.8cap	0.25	-0.03	0.13	-0.02	<b>0.28</b>
I <sub>max</sub>	0.8cap	-0.11	0.12	-0.11	0.12	<b>0.23</b>

	EC-Type Examination Certificate Number:	
	<b>0120/ SGS0103</b>	
	Issue Number: 6	Dated: 17 <sup>th</sup> August 2017

### Calculation of the composite error/ MPE (cont)

Ambient Temperature Range -25° to 55° C						
Current	PF Cos	e(lcos)	e(Tlcos)	e(Ulcos)	e(flcos)	%MPE
lmin	1.0	0.04	-0.86	0.40	-0.05	<b>0.95</b>
ltr	1.0	0.02	-0.49	-0.18	0.01	<b>0.52</b>
10ltr	1.0	0.13	-0.12	-0.12	0.02	<b>0.21</b>
lmax	1.0	-0.09	-0.17	-0.10	0.03	<b>0.22</b>
ltr	0.5ind	-0.25	-0.98	0.37	-0.12	<b>1.08</b>
10ltr	0.5ind	0.10	-0.21	0.17	0.10	<b>0.30</b>
lmax	0.5ind	-0.20	-0.23	0.26	0.10	<b>0.41</b>
ltr	0.8cap	0.11	-0.52	-0.22	0.05	<b>0.58</b>
10ltr	0.8cap	0.25	-0.11	0.13	-0.02	<b>0.30</b>
lmax	0.8cap	-0.11	-0.08	-0.11	0.12	<b>0.21</b>

Ambient Temperature Range -40° to 70° C						
Current	PF Cos	e(lcos)	e(Tlcos)	e(Ulcos)	e(flcos)	%MPE
lmin	1.0	0.04	1.29	0.40	-0.05	<b>1.35</b>
ltr	1.0	0.02	-0.6	0.06	0.01	<b>0.60</b>
10ltr	1.0	0.13	-0.18	0.07	0.02	<b>0.23</b>
lmax	1.0	-0.09	-0.29	0.08	0.03	<b>0.32</b>
ltr	0.5ind	-0.25	1.26	0.01	-0.12	<b>1.29</b>
10ltr	0.5ind	0.10	-0.34	-0.05	0.10	<b>0.37</b>
lmax	0.5ind	-0.20	-0.36	-0.06	0.10	<b>0.43</b>
ltr	0.8cap	0.11	0.71	0.03	0.05	<b>0.72</b>
10ltr	0.8cap	0.25	-0.17	-0.03	-0.02	<b>0.30</b>
lmax	0.8cap	-0.11	-0.2	-0.06	0.12	<b>0.26</b>

	EC-Type Examination Certificate Number:	
	<b>0120/ SGS0103</b>	
	Issue Number: 6	Dated: 17 <sup>th</sup> August 2017

#### 4. Annex of Variants

Product Variant Identification Details:

Type Designation	Description of meter
ECA2.z	4 terminal basic variant, no auxiliary connections
ECA2.v	4 terminal with electronic pulsed output variant

Modifications to the meter(s) described according to approval No. **0120/ SGS0103** must be notified to the issuing body to confirm the meter(s) continuing compliance to the relevant pattern approval standard(s).

#### 5. Document Revision History

Issue	Date	Comments
1	18/06/2012	Initial issue
2	17/07/2012	Minor PCB change
3	11/03/2013	Minor software update with checksums included V1.01-5 Checksum 50787 and V1.01-6 Checksum 50814
4	26/11/2014	Address typo correction
5	13/01/2016	Updated meter photo
6	17/08/2017	Change of address