



# DEEP CYCLE/HIGH CYCLIC FRONT TERMINAL AGM SERIES

HFTA200-12

## SPECIFICATION

Nominal Voltage	12V		
Nominal Capacity(10HR)	200.0AH		
Dimensions	Length:	560 ± 2mm (22.05 inches)	
	Width:	126 ± 2mm (4.96 inches)	
	Container Height:	320 ± 2mm (12.6 inches)	
	Total Height:	320 ± 2mm (12.6 inches)	
Approx. Weight	61.0Kg (134.5 lbs) ± 4%		
Terminal	M8		
Terminal Torque	11 Nm		
Rated Capacity	210.0 Ah	(20hr, 1.80V/cell, 25°C/77°F)	
	200.0 Ah	(10hr, 1.80V/cell, 25°C/77°F)	
	175.0 Ah	(5hr, 1.75V/cell, 25°C/77°F)	
Max. Discharge Current	2000A (5s)		
Internal Resistance	Approx 4.0mΩ		
Operating Temp. Range	Discharge:	-15~50°C (5~122°F)	
	Charge:	-20~40°C (-4~104°F)	
	Storage:	-15~40°C (5~104°F)	
Nominal Operating Temp. Range	25 ± 3°C (77 ± 5°F)		
Cycle Use	Initial Charging Current less than 60.0A.Voltage 14.1V~14.4V at 25°C(77°F)Temp. Coefficient -30mV/°C		
	Standby Use Initial Charging Current less than 60.0A. Voltage 13.5V~13.8V at 25°C(77°F)Temp. Coefficient -20mV/°C		
Capacity Affected by Temperature	40°C (104° F) - 103%		0°C (32° F) - 86%
Self-Discharge	SECUK HDC series batteries may be stored for up to 6 months at 25°C (77°F) and then a freshening charge is required. For higher temperatures the time interval will be shorter.		

Image to come

## APPLICATION

- + For standard power cabinet
- + Network connection equipment
- + UPS
- + Power station systems

## FEATURES

- + 12 years design life(20/25°C)
- + Ideal for 19 inch & 23 inch power cabinets
- + Front terminals make the installation & maintenance easy
- + Cover design protects terminals from short circuit
- + Unique vent valve design
- + Absorbent Glass Mat technology

## Constant Current Discharge Characteristics (Amperes) at 25°C (77°F)

F.V/Time	10min	15min	20min	30min	45min	1h	2h	3h	4h	5h	6h	8h	10h	20h
1.85V/cell	287.5	256.2	226.7	185.7	128.5	97.3	63.3	47.7	38.0	31.8	28.7	22.4	18.7	9.80
1.80V/cell	334.0	298.0	252.9	199.6	140.1	107.6	68.8	51.6	41.0	34.2	29.5	23.7	20.0	10.5
1.75V/cell	368.6	315.2	269.6	207.6	145.3	111.3	70.9	53.0	42.0	35.0	29.9	24.4	20.3	10.7
1.70V/cell	392.5	333.1	280.4	214.7	150.7	115.7	73.2	54.6	43.1	35.8	30.3	24.9	20.6	10.8
1.67V/cell	410.4	343.6	286.3	219.1	153.8	118.1	74.4	55.4	43.7	36.2	30.6	25.1	20.8	10.9
1.60V/cell	428.3	368.0	294.7	223.5	159.2	123.9	77.5	57.4	45.1	37.4	31.2	25.7	21.3	11.2

## Constant Power Discharge Characteristics (Watt/Cell) at 25°C (77°F)

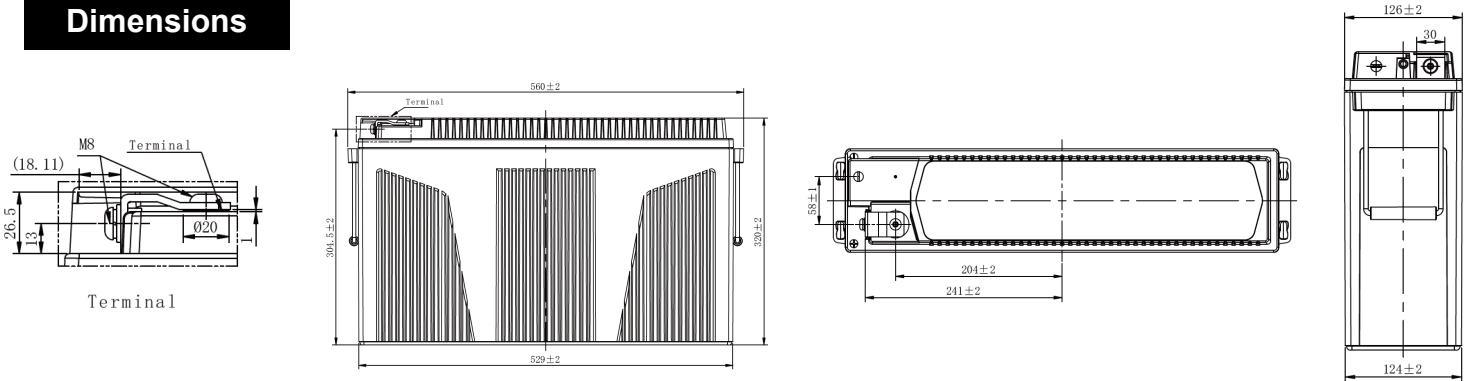
F.V/Time	10min	15min	20min	30min	45min	1h	2h	3h	4h	5h	6h	8h	10h	20h
1.85V/cell	536.8	491.0	431.8	357.7	248.3	188.6	123.3	93.3	74.5	62.4	57.1	44.2	37.0	19.8
1.80V/cell	616.5	565.0	474.8	378.7	268.0	207.3	133.5	100.6	80.0	67.0	58.3	46.6	40.0	21.0
1.75V/cell	669.5	591.5	501.3	390.5	275.8	212.9	136.8	102.8	81.7	68.3	59.0	48.0	40.0	21.2
1.70V/cell	696.9	618.1	517.4	401.8	284.3	219.8	140.5	105.3	83.5	69.7	59.7	48.7	40.5	21.4
1.67V/cell	725.8	639.2	526.3	409.1	289.1	223.3	142.3	106.6	84.5	70.4	60.1	49.2	40.8	21.5
1.60V/cell	736.6	666.4	534.0	411.9	295.8	231.9	147.2	109.9	86.8	72.2	60.4	50.2	41.6	21.9



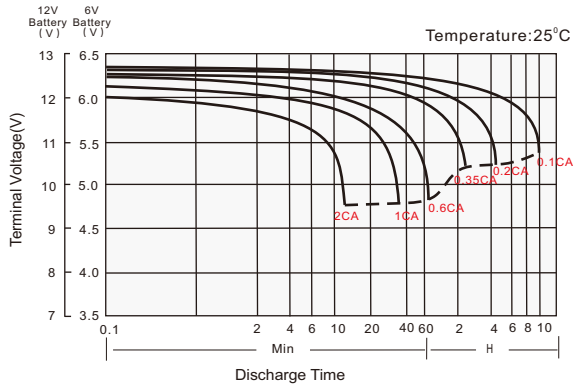
# DEEP CYCLE/HIGH CYCLIC FRONT TERMINAL AGM SERIES

HFTA200-12

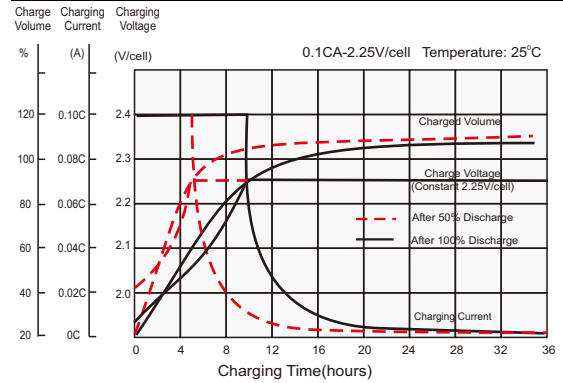
## Dimensions



## Discharge Characteristics



## Charging Characteristics (cycle use)



## Temperature Effects in Relation to Battery Capacity

