

ROOF TINGLE

EASYFIT REPLACEMENT SLATE HOOKS

Scan the QR code to watch the 'how to fit' video.

Pat pending:
United Kingdom: GB2215935.4
Ireland: 2023/0450
Made in the UK
www.rooftingle.co.uk



ROOF TINGLE

EASYFIT REPLACEMENT SLATE HOOKS

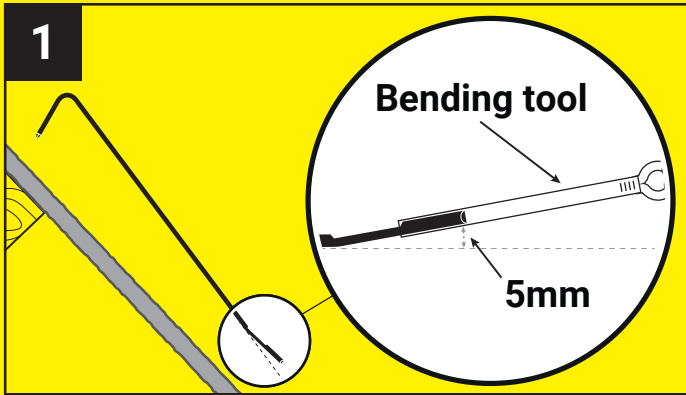
FITTING INSTRUCTIONS

SLATE RIPPING SAW FOR FAST & EASY SLATE REMOVAL

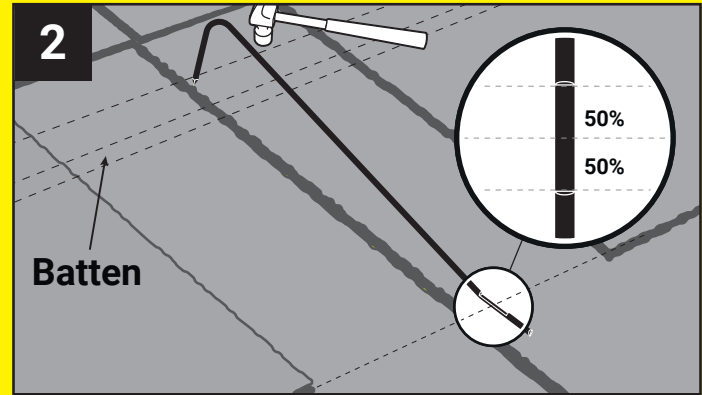
Scan the QR code to visit our website and find out more:
roof-toof.co.uk | info@roof-toof.co.uk



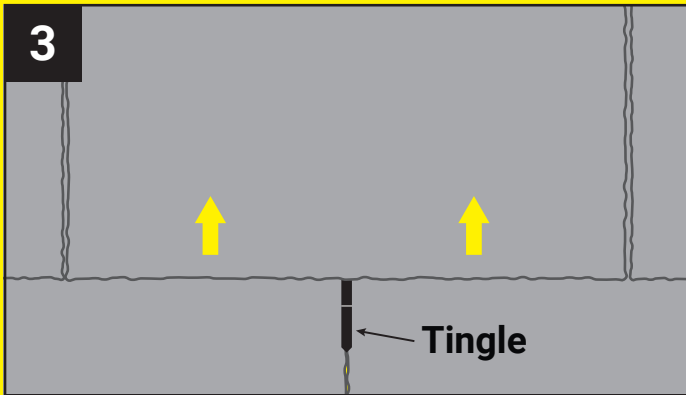
CAUTION
SHARP EDGES
HANDLE WITH CARE



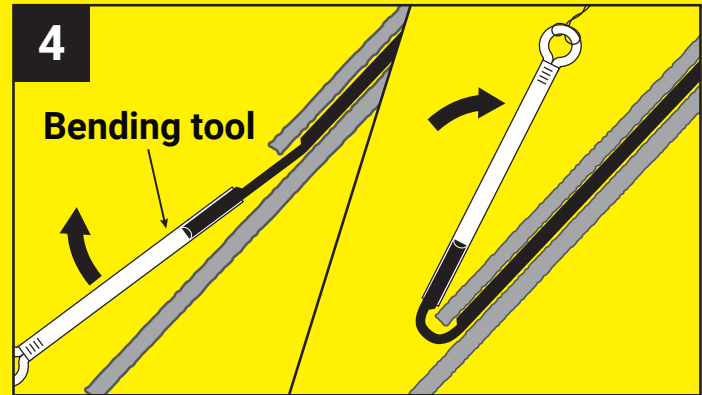
Before fitting, use the supplied bending tool to bend the Tingle by 5mm for easier access when in place.



Position the Tingle so the cut section straddles the slate line at exactly 50%, then hammer it into the batten. 100mm slate headlap.



When hammered in place, slide the slate into position, aligning it with the adjacent slates.



Then, using the bending tool, bend the Tingle up and over the slate to secure it in position.