

Hi-MO **4m**

LR4-60HIH 360~380M

- Suitable for distributed projects
- Advanced module technology delivers superior module efficiency
 - M6 Gallium-doped Wafer
 - 9-busbar Half-cut Cell
- Excellent outdoor power generation performance
- High module quality ensures long-term reliability

12

12-year Warranty for
Materials and Processing

25

25-year Warranty for Extra
Linear Power Output

Complete System and Product Certifications

IEC 61215, IEC 61730, UL 61730

ISO 9001:2015: ISO Quality Management System

ISO 14001: 2015: ISO Environment Management System

TS62941: Guideline for module design qualification and type approval

ISO 45001: 2018: Occupational Health and Safety

LONGI



20.9%
MAX MODULE
EFFICIENCY

0~+5W
POWER
TOLERANCE

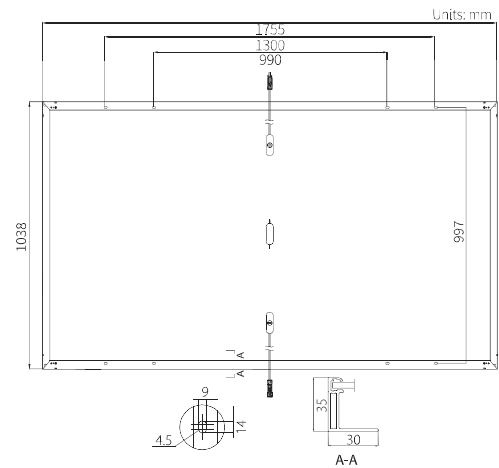

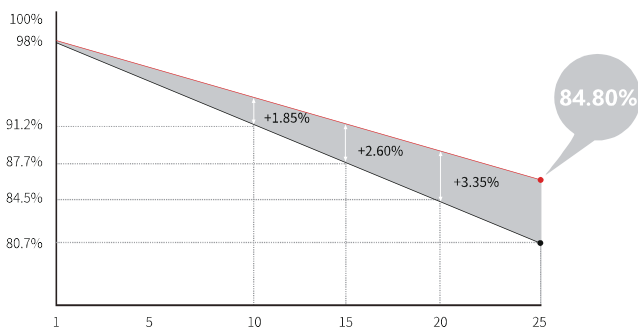
<2%
FIRST YEAR
POWER DEGRADATION

0.55%
YEAR 2-25
POWER DEGRADATION

HALF-CELL
Lower operating temperature

Additional Value

25-Year Power Warranty



Mechanical Parameters

Cell Orientation	120 (6×20)
Junction Box	IP68, three diodes
Output Cable	4mm ² , 1200mm
Connector	MC4-EVO2
Glass	Single glass, 3.2mm coated tempered glass
Frame	Anodized aluminum alloy frame
Weight	19.5kg
Dimension	1755×1038×35mm
Packaging	30pcs per pallet / 180pcs per 20' GP / 780pcs per 40' HC

Electrical Characteristics

STC : AM1.5 1000W/m² 25°C

NOCT : AM1.5 800W/m² 20°C 1m/s

Test uncertainty for Pmax: ±3%

Module Type	LR4-60HIH-360M		LR4-60HIH-365M		LR4-60HIH-370M		LR4-60HIH-375M		LR4-60HIH-380M	
	STC	NOCT	STC	NOCT	STC	NOCT	STC	NOCT	STC	NOCT
Maximum Power (Pmax/W)	360	268.8	365	272.6	370	276.3	375	280.0	380	283.8
Open Circuit Voltage (Voc/V)	40.5	38.0	40.7	38.2	40.9	38.3	41.1	38.5	41.3	38.7
Short Circuit Current (Isc/A)	11.35	9.17	11.43	9.25	11.52	9.32	11.60	9.38	11.69	9.45
Voltage at Maximum Power (Vmp/V)	34.0	31.7	34.2	31.8	34.4	32.0	34.6	32.2	34.8	32.4
Current at Maximum Power (Imp/A)	10.59	8.49	10.68	8.56	10.76	8.63	10.84	8.69	10.92	8.76
Module Efficiency(%)	19.8		20.0		20.3		20.6		20.9	

Operating Parameters

Operational Temperature	-40°C ~ +85°C
Power Output Tolerance	0 ~ +5 W
Voc and Isc Tolerance	±3%
Maximum System Voltage	DC1500V (IEC/UL)
Maximum Series Fuse Rating	20A
Nominal Operating Cell Temperature	45±2°C
Protection Class	Class II
Fire Rating	UL type 1 or 2

Mechanical Loading

Front Side Maximum Static Loading	5400Pa
Rear Side Maximum Static Loading	2400Pa
Hailstone Test	25mm Hailstone at the speed of 23m/s

Temperature Ratings (STC)

Temperature Coefficient of Isc	+0.048%/°C
Temperature Coefficient of Voc	-0.270%/°C
Temperature Coefficient of Pmax	-0.350%/°C