

Hi-MO 5

LR5-54HIBD 390~415M

- Suitable for distributed projects
- Advanced module technology delivers superior module efficiency
 - M10 Gallium-doped Wafer
 - Integrated Segmented Ribbons
 - 9-busbar Half-cut Cell
- Globally validated bifacial energy yield
- High module quality ensures long-term reliability



15-year Warranty for Materials and Processing



30-year Warranty for Extra Linear Power Output

Complete System and Product Certifications

IEC 61215, IEC 61730

ISO9001:2015: ISO Quality Management System

ISO14001: 2015: ISO Environment Management System

ISO45001: 2018: Occupational Health and Safety

IEC62941: Guideline for module design qualification and type approval

LONGI



21.3%
MAX MODULE
EFFICIENCY

0~3%
POWER
TOLERANCE

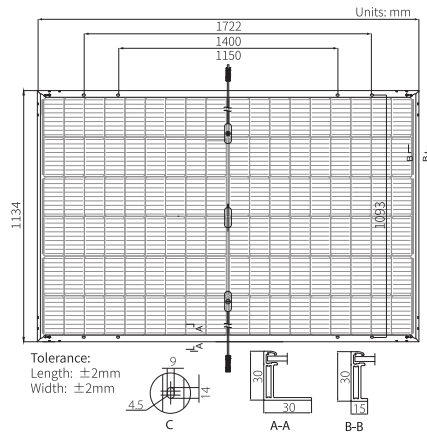

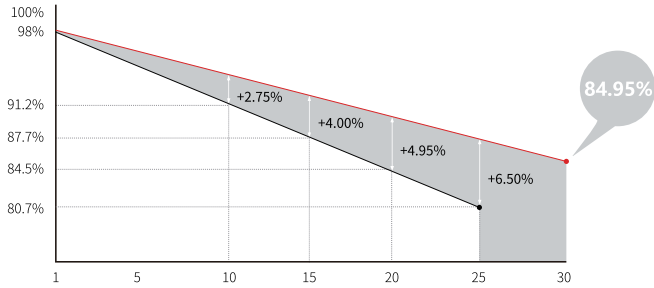
<2%
FIRST YEAR
POWER DEGRADATION

0.45%
YEAR 2-30
POWER DEGRADATION

HALF-CELL
Lower operating temperature

Additional Value

30-Year Power Warranty



Mechanical Parameters

Cell Orientation	108 (6×18)
Junction Box	IP68, three diodes
Output Cable	4mm ² , ±1200mm length can be customized
Glass	Dual glass, 2.0+1.6mm heat strengthened glass
Frame	Anodized aluminum alloy frame
Weight	22.5kg
Dimension	1722×1134×30mm
Packaging	36pcs per pallet / 216pcs per 20' GP / 936pcs per 40' HC

Electrical Characteristics

STC : AM1.5 1000W/m² 25°C NOCT : AM1.5 800W/m² 20°C 1m/s Test uncertainty for Pmax: ±3%

Module Type	LR5-54HIBD-390M		LR5-54HIBD-395M		LR5-54HIBD-400M		LR5-54HIBD-405M		LR5-54HIBD-410M		LR5-54HIBD-415M	
	STC	NOCT	STC	NOCT	STC	NOCT	STC	NOCT	STC	NOCT	STC	NOCT
Maximum Power (Pmax/W)	390	291.5	395	295.2	400	299.0	405	302.7	410	306.5	415	310.2
Open Circuit Voltage (Voc/V)	36.40	34.2	36.63	34.44	36.87	34.67	37.11	34.89	37.35	35.12	37.59	35.34
Short Circuit Current (Isc/A)	13.65	11.0	13.72	11.07	13.79	11.13	13.87	11.19	13.94	11.25	14.00	11.30
Voltage at Maximum Power (Vmp/V)	30.26	28.2	30.49	28.44	30.73	28.67	30.97	28.89	31.21	29.12	31.45	29.34
Current at Maximum Power (Imp/A)	12.89	10.3	12.96	10.38	13.02	10.43	13.08	10.48	13.14	10.53	13.20	10.57
Module Efficiency(%)	20.0		20.2		20.5		20.7		21.0		21.3	

Electrical characteristics with different rear side power gain (reference to 405W front)

Pmax/W	Voc/V	Isc/A	Vmp/V	Imp/A	Pmax gain
425	37.11	14.56	30.97	13.73	5%
446	37.11	15.25	30.97	14.38	10%
466	37.21	15.95	31.07	15.04	15%
486	37.21	16.64	31.07	15.69	20%
506	37.21	17.33	31.07	16.35	25%

Operating Parameters

Operational Temperature	-40°C ~ +85°C
Power Output Tolerance	0 ~ 3%
Voc and Isc Tolerance	±3%
Maximum System Voltage	DC1500V (IEC)
Maximum Series Fuse Rating	30A
Nominal Operating Cell Temperature	45±2°C
Protection Class	Class II
Bifaciality	65±5%
Fire Rating	IEC Class C

Mechanical Loading

Front Side Maximum Static Loading	5400Pa
Rear Side Maximum Static Loading	2400Pa
Hailstone Test	25mm Hailstone at the speed of 23m/s

Temperature Ratings (STC)

Temperature Coefficient of Isc	+0.050%/°C
Temperature Coefficient of Voc	-0.265%/°C
Temperature Coefficient of Pmax	-0.340%/°C