

HZS12-14 Valve Regulated Lead Acid battery.
5 year design life for stand by power applications.
12 Volts 14 Ah

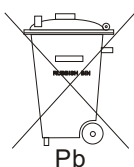
Innovative Features

- Completely maintenance free, sealed construction eliminates the need for watering
- Fully tank formed plates
- Battery Grade electrolyte
- Spill proof / leak proof
- Valve regulated Max internal pressure 2.5 psi
- Multi-position usage
- ABS Case and cover - VO on request
- Low self discharge
- FAA and IATA approved as non-hazardous



Specifications

Nominal Voltage	12 Volts
Nominal Capacity	14 Ah (C20 @ 20 °C)
Design Life	5 Years
Operating Temperature	-20 °C to 50 °C
Grid alloy	Calcium / Tin lead alloy
Plates	Flat Pasted
Separator	Absorbant Glass Mat
Active material	Very high purity lead
Case and cover	ABS (VO on request)
Charge Voltage	Float 2.25 - 2.30 VPC @25 °C Cycling 2.35 @25 °C Max. 2.4 VPC Max ripple 0.05C (A)
Electrolyte	Sulphuric acid Battery grade purity
Venting Valve	EPDM Rubber 2 - 3 psi (14 - 21 KPa) release pressure. Resealing at 2 psi (14 KPa)
Terminal	Faston type. Epoxy sealed by extended mechanical paths



Haze Battery Company keenly encourages environmental awareness; PLEASE follow guidelines for the recycling /disposal of lead.

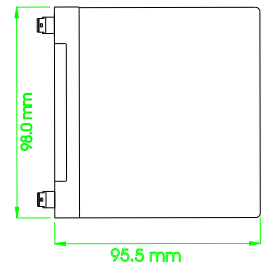
Website: www.hazebattery.com
E mail : sales@hazebattery.com

Sealed Lead Acid 12 Volt Bloc AGM Range
PRODUCT SHEET HZS12-14

**12V
AGM**

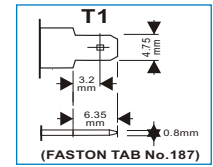
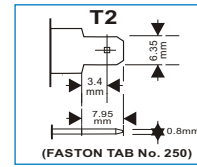
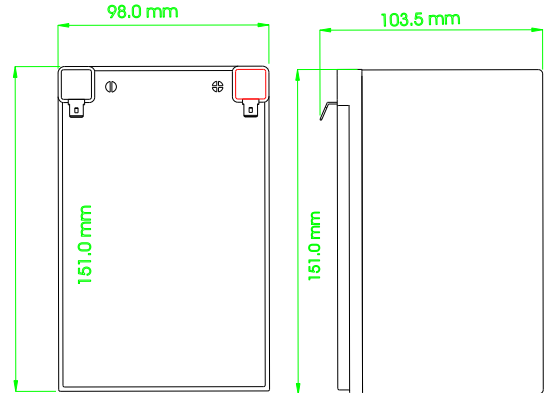
Specifications

Nominal Voltage		12V	
Nominal Capacity		14 Ah	
Dimensions	Total Height	94 mm	3.70 inches
	(Inc. terminals)	99 mm	3.90 inches
	Length	150 mm	5.91 inches
	Width	97 mm	3.82 inches
	Weight	4.00 Kg	8.40 lbs
Box Quantity	4		



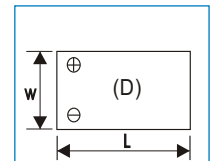
Characteristics

Capacity 20 °C (68 °F) To 1.7 volts	20 hour rate	14.1 Ah
	10 hour rate	13.1 Ah
	5 hour rate	11.5 Ah
	1 hour rate	9.0 Ah
	15 min rate	6.3 Ah
	Internal Resistance	22 mOhms
Capacity correction for Temperature Variations (C20)	40 °C (104 °F)	102%
	20 °C (68 °F)	100%
	0 °C (32 °F)	85%
	-15 °C (5 °F)	65%
Self-Discharge 20 °C (68 °F)	Capacity after 1 months storage	98%
	Capacity after 3 months storage	94%
	Capacity after 6 months storage	86%
Short Circuit Current 20 °C (68 °F)	580	
Terminal	Standard	Faston T2
	Optional Layout Ref.	Faston T1
Charging (Constant Voltage)	Cyclic	2.35 - 2.40 VPC (20-25 °C)
	Float	2.27 - 2.30 VPC (15-25 °C)



Constant Power Discharge - Watts per Cell @20 °C

End V per Cell	5M	10M	15M	20M	25M	30M	35M	40M	45M	60M	90M	2 hr	3 hr	4 hr
1.85	70.0	52.5	42.0	33.6	27.9	24.0	21.4	19.5	18.2	14.8	11.05	8.88	6.20	4.70
1.80	78.4	57.4	44.1	35.5	29.2	25.0	22.1	20.0	18.6	15.0	11.16	8.99	6.33	4.82
1.75	78.9	59.3	45.4	36.3	29.9	25.6	22.5	20.4	18.9	15.1	11.27	9.06	6.41	4.91
1.70	80.5	60.6	46.7	37.0	30.5	26.2	23.1	20.9	19.2	15.4	11.34	9.10	6.43	4.93
1.65	82.4	61.3	47.2	37.4	30.8	26.4	23.4	21.2	19.4	15.5	11.43	9.14	6.46	4.95
1.60	96.6	64.8	48.4	38.6	31.9	27.3	24.1	21.7	19.8	15.8	11.61	9.29	6.55	5.04



Constant Amps Discharge - Amps @20 °C

End V per Cell	5M	10M	15M	20M	25M	30M	35M	40M	45M	60M	90M	2 hr	3 hr	4 hr	5 hr	8 hr	10 hr	12 hr	20 hr
1.85	37.8	27.2	21.4	17.8	15.4	13.72	12.32	11.15	10.25	8.40	6.21	4.84	3.34	2.59	2.16	1.46	1.25	1.08	0.69
1.80	43.4	29.4	23.2	19.0	16.4	14.3	12.79	11.61	10.71	8.75	6.38	4.96	3.44	2.67	2.21	1.49	1.26	1.09	0.69
1.75	47.6	31.9	24.5	19.7	16.8	14.7	13.16	11.90	10.92	8.86	6.50	5.08	3.53	2.73	2.25	1.52	1.29	1.11	0.70
1.70	35.5	32.8	25.1	20.3	17.2	15.1	13.37	12.04	11.07	8.96	6.58	5.18	3.62	2.79	2.30	1.55	1.31	1.12	0.70
1.65	37.0	33.6	25.6	20.9	17.6	15.3	13.58	12.21	11.16	9.03	6.69	5.27	3.71	2.86	-	-	-	-	-
1.60	38.5	34.3	26.0	21.1	17.8	15.5	13.78	12.41	11.31	9.16	6.79	5.35	3.76	2.90	-	-	-	-	-

Ampere Hour @20 °C

End V per Cell	2 hr	3 hr	4 hr	5 hr	8 hr	10 hr	12 hr	20 hr
1.85	9.67	10.0	10.4	10.8	11.7	12.5	12.9	13.7
1.80	9.93	10.3	10.7	11.0	11.9	12.6	13.1	13.8
1.75	10.2	10.6	10.9	11.3	12.1	12.9	13.3	14.0
1.70	10.4	10.9	11.2	11.5	12.4	13.1	13.5	14.1
1.65	10.5	11.1	11.4	-	-	-	-	-
1.60	10.7	11.3	11.6	-	-	-	-	-



UL Recognised
Component
MH28512

