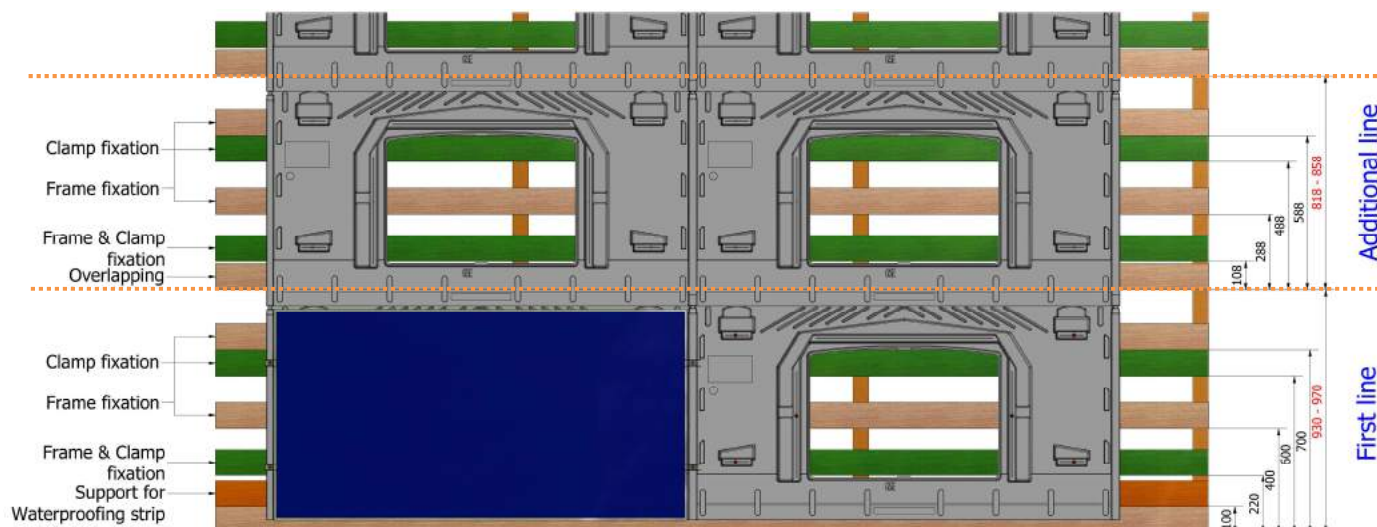
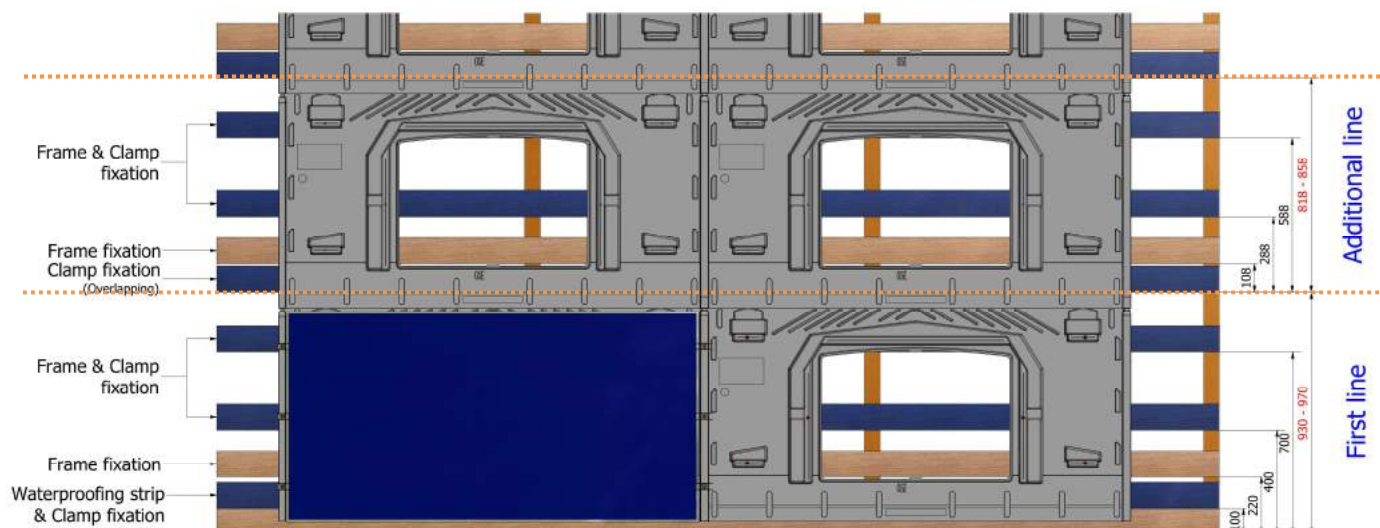


# Battening Plan - Landscape Frame H808



## 4 clamps



## 6 clamps

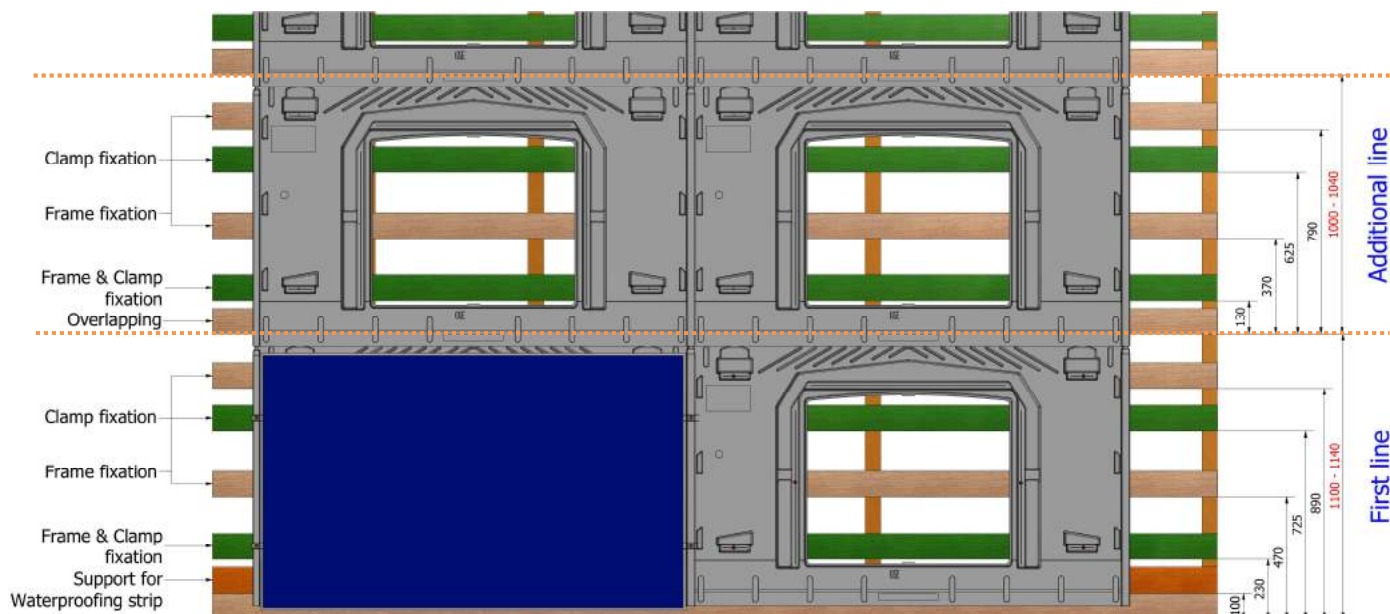
➤ **Batten width**<sup>1</sup> = 100mm

**N.B.:** the red dimension has to be adjusted according to the panel length:  
(mm)

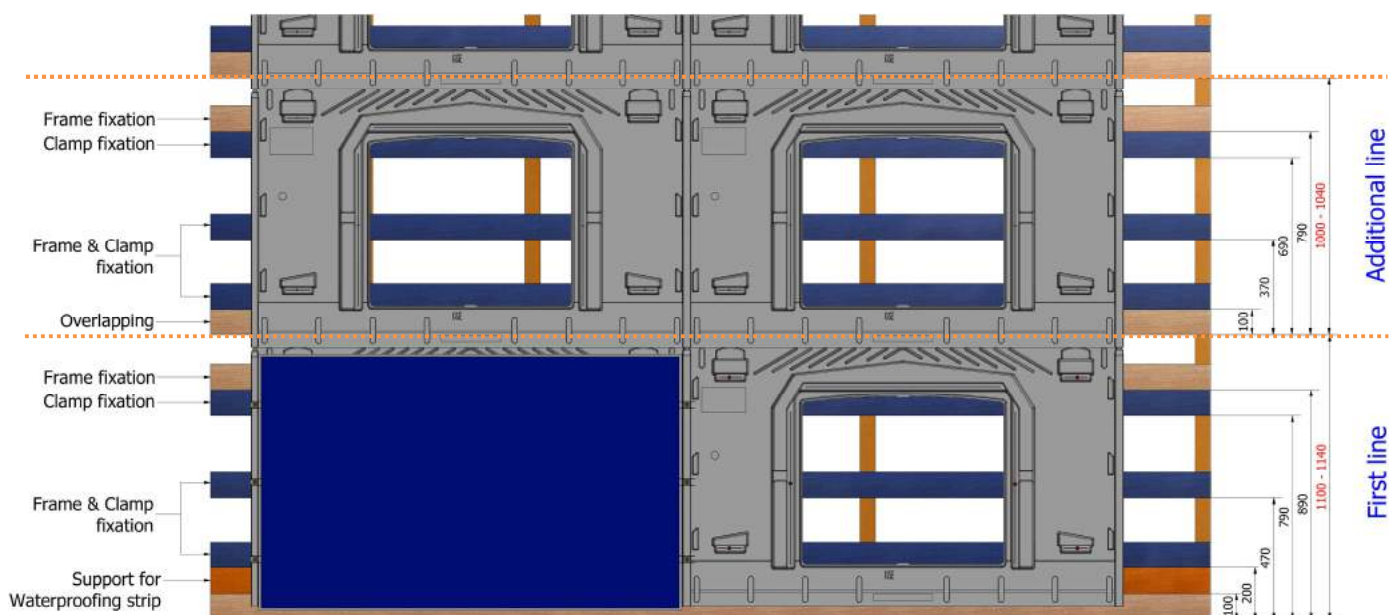
Panel length	First line	Additional line
≤808	930	818
818	940	828
828	950	838
838	960	848
848	970	858

<sup>1</sup> The dimension of the batten must comply with the Eurocode specifications according to the wind and snow zones of the Country. Recommendations are given in the installation manual of the GSE In-Roof System. For any questions, please, contact the technical support of GSE Integration.

# Battening Plan - Landscape Frame H992



## 4 clamps



## 6 clamps

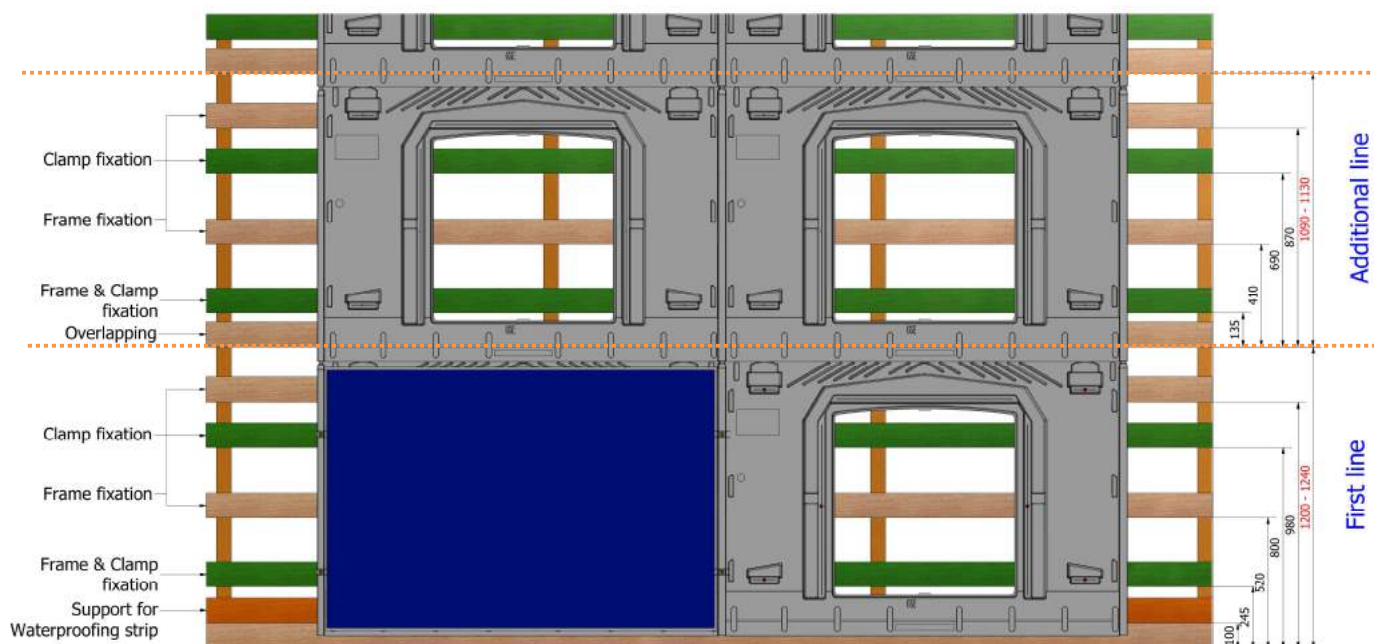
➤ **Batten width**<sup>1</sup> = 100mm

**N.B.:** the red dimension has to be adjusted according to the panel length:  
(mm)

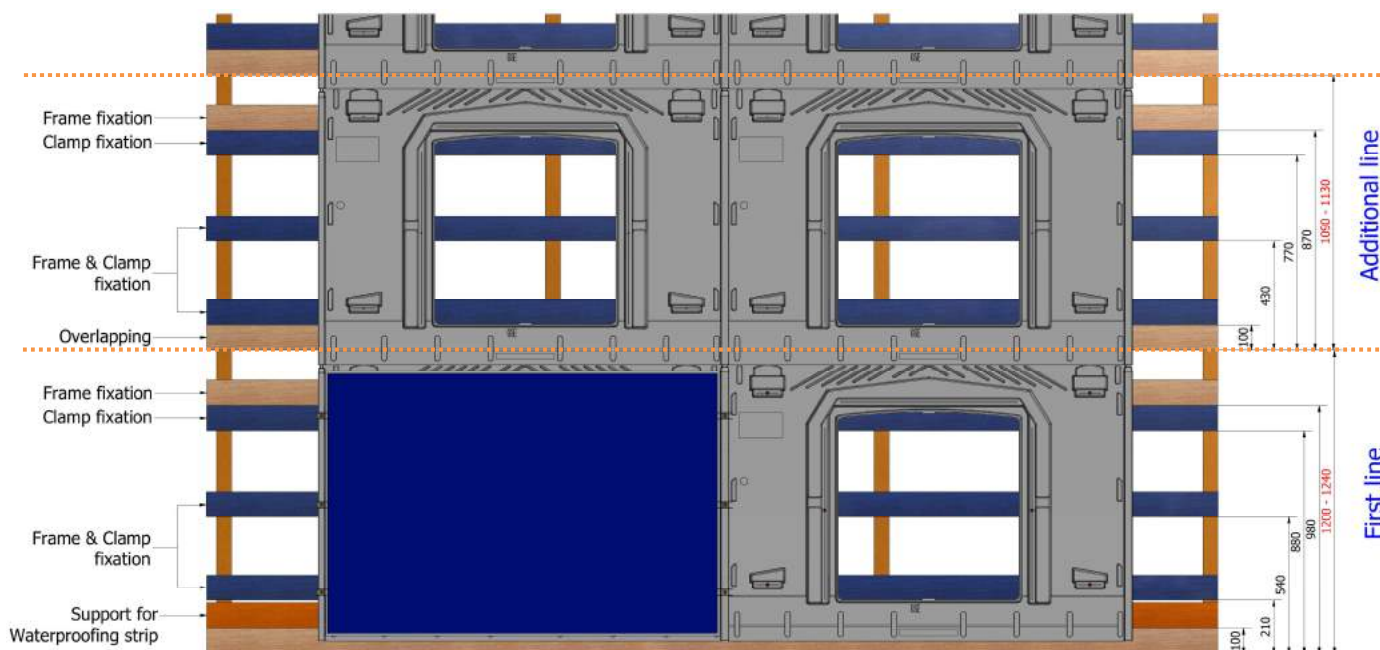
Panel length	First line	Additional line
≤992	1100	1000
1002	1110	1010
1012	1120	1020
1022	1130	1030
1032	1140	1040

<sup>1</sup> The dimension of the batten must comply with the Eurocode specifications according to the wind and snow zones of the Country. Recommendations are given in the installation manual. For any question, contact our technical department.

# Battening Plan - Landscape Frame H1082



## 4 clamps



## 6 clamps

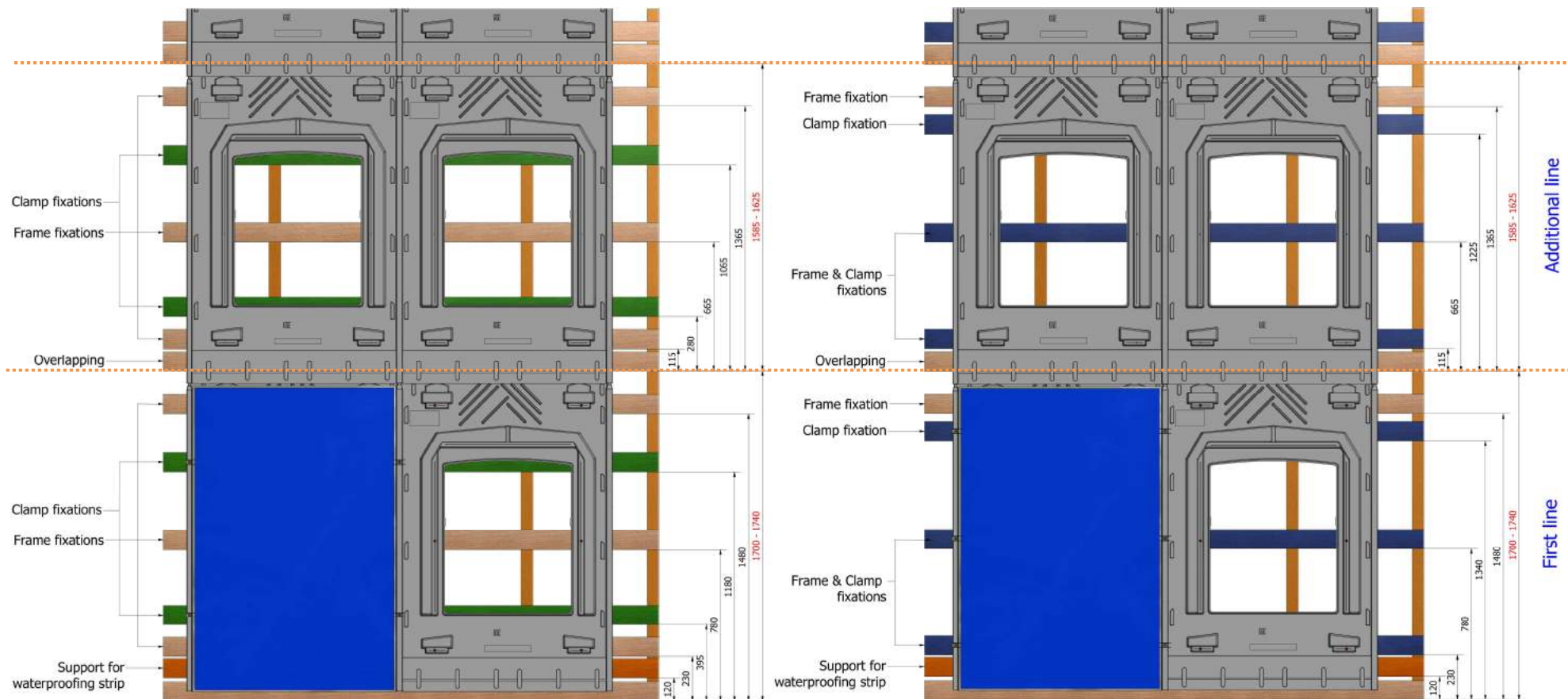
➤ **Batten width**<sup>1</sup> = 100mm

**N.B.:** the red dimension has to be adjusted according to the panel length: (mm)

Panel length	First line	Additional line
≤1082	1200	1090
1090	1210	1100
1100	1220	1110
1110	1230	1120
1120	1240	1130

<sup>1</sup> The dimension of the batten must comply with the Eurocode specifications according to the wind and snow zones of the Country. Recommendations are given in the installation manual of the GSE In-Roof System. For any questions, please, contact the technical support of GSE Integration.

# Battening Plan - Portrait Frame H1575



**4 clamps**

**6 clamps**

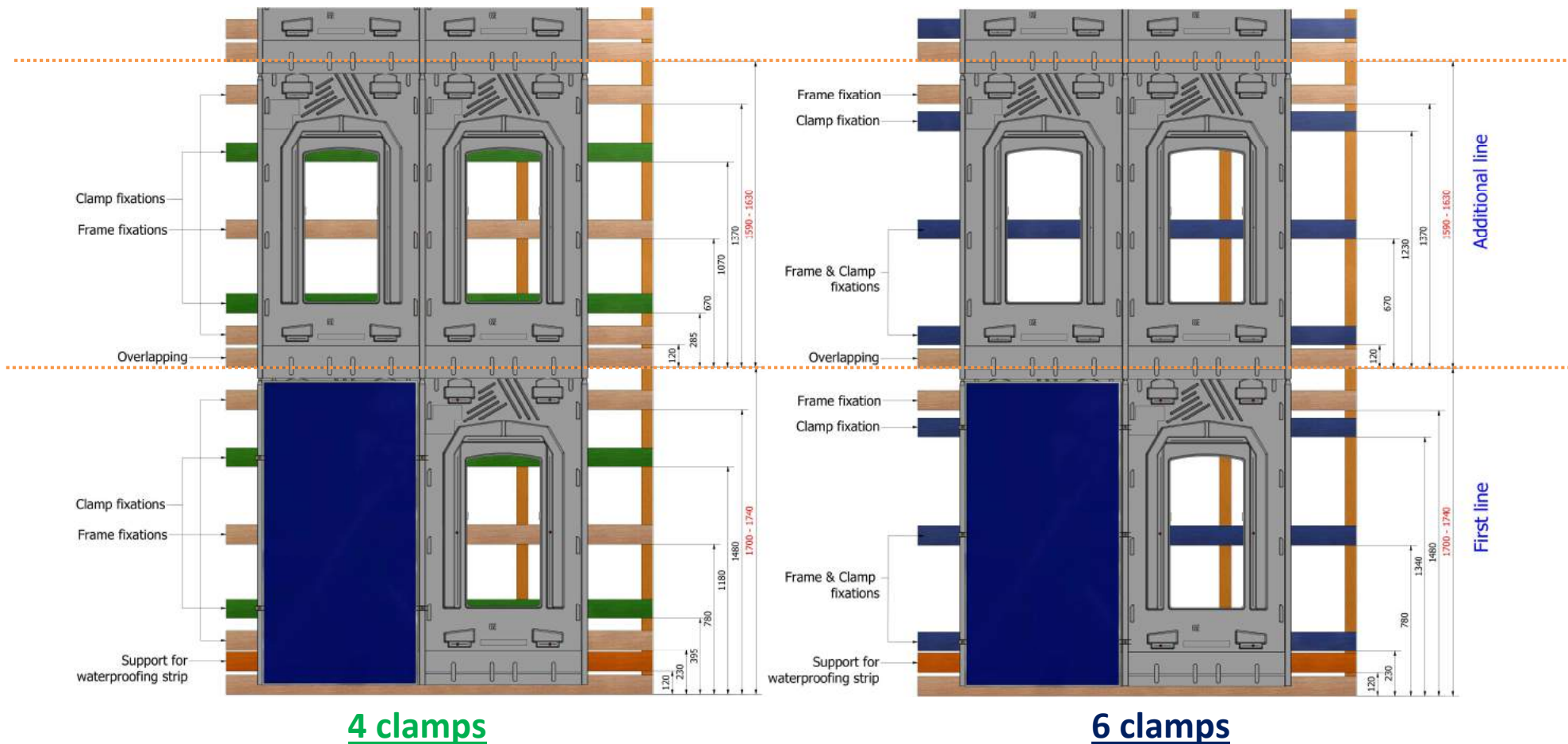
➤ **Batten width**<sup>1</sup> = 100mm

**N.B.:** the red dimension has to be adjusted according to the panel length: (mm)

Panel length	First line	Additional line
≤1575	1700	1585
1585	1710	1595
1595	1720	1605
1605	1730	1615
1615	1740	1625

<sup>1</sup> The dimension of the batten must comply with the Eurocode specifications according to the wind and snow zones of the Country. Recommendations are given in the installation manual of the GSE In-Roof System. For any questions, please, contact the technical support of GSE Integration.

## Battening Plan - Portrait Frame H1580



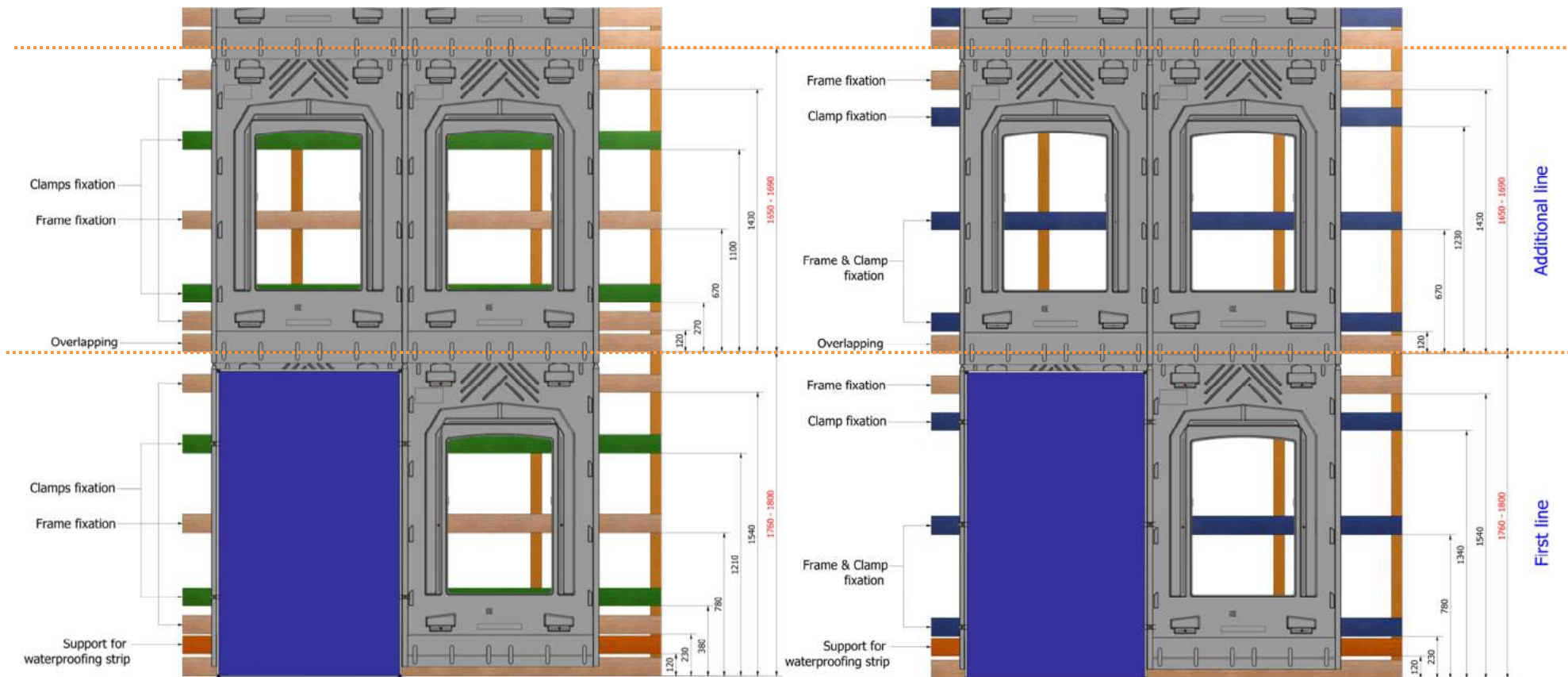
➤ **Batten width**<sup>1</sup> = 100mm

**N.B.:** the red dimension has to be adjusted according to the panel length: (mm)

Panel length	First line	Additional line
≤1580	1700	1590
1590	1710	1600
1600	1720	1610
1610	1730	1620
1620	1740	1630

<sup>1</sup> The dimension of the batten must comply with the Eurocode specifications according to the wind and snow zones of the Country. Recommendations are given in the installation manual of the GSE In-Roof System. For any questions, please, contact the technical support of GSE Integration.

## Battening Plan - Portrait Frame H1640



**4 clamps**

**6 clamps**

➤ **Batten width**<sup>1</sup> = 100mm

**N.B.:** the red dimension has to be adjusted according to the panel length: (mm)

Panel length	First line	Additional line
≤1640	1760	1650
1650	1770	1660
1660	1780	1670
1670	1790	1680
1680	1800	1690

<sup>1</sup> The dimension of the batten must comply with the Eurocode specifications according to the wind and snow zones of the Country. Recommendations are given in the installation manual of the GSE In-Roof System. For any questions, please, contact the technical support of GSE Integration.