


SAMSUNG

Heating only MODBUS control



Coms cable

All communication wiring to be installed in **screened/shielded, 2-core, 0.75-1.5mm²** cable with the screen earthed at one point and one point only.

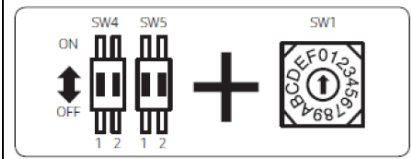


Screen Earthed in Outdoor unit



Screens crimped together but **not earthed** at all other points

Modbus Addressing



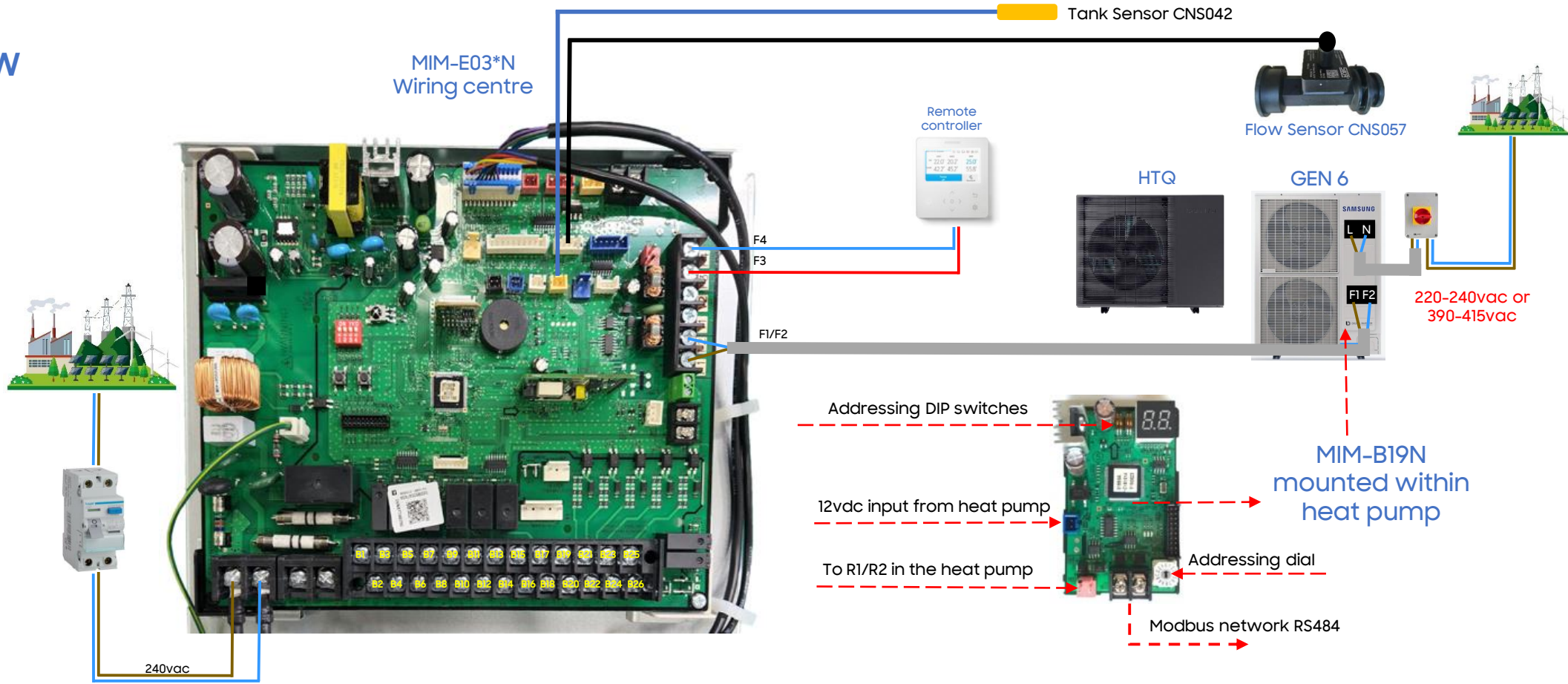
No	Location	Function	ON	OFF
1	SW4-1	Address setting	128	0
2	SW4-2		64	0
3	SW5-1		32	0
4	SW5-3		16	0
5	SW1		0~15(F)	

Example)

SW4		SW5		SW1	Address (1 to 247)	
1	2	1	2	0-F	Expression	Result
128	64	32	16	0-15		
0	0	0	0	0		E634
0	0	0	0	1	1	1
0	0	0	0	2	2	2
0	0	0	1	3	16+3	19
0	0	1	0	4	32+4	36
0	0	1	1	5	32+16+5	53
0	1	0	1	3	64+16+3	83
1	1	0	0	E	128+64+14	206
1	1	0	1	F	128+64+16+15	223
1	1	1	1	F	128+64+32+16+15	E634
1	0	1	1	A	128+32+16+10	186
1	1	1	0	C	158+64+32+12	236
1	1	1	1	7	128+64+32+16+7	247

SAMSUNG

Heating and DHW MODBUS control



Coms cable

All communication wiring to be installed in **screened/shielded, 2-core, 0.75-1.5mm²** cable with the screen earthed at one point and one point only.

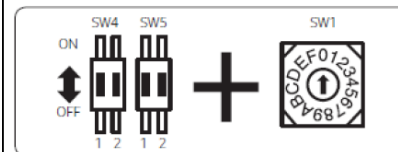


Screen Earthed in Outdoor unit



Screens crimped together but **not earthed** at all other points

Modbus Addressing



No	Location	Function	ON	OFF
1	SW4-1	Address setting	128	0
2	SW4-2		64	0
3	SW5-1		32	0
4	SW5-3		16	0
5	SW1		0~15(F)	

Example)

SW4		SW5		SW1	Address (1 to 247)	
1	2	1	2	0-F	Expression	Result
128	64	32	16	0-15		
0	0	0	0	0		E634
0	0	0	0	1	1	1
0	0	0	0	2	2	2
0	0	0	1	3	16+3	19
0	0	1	0	4	32+4	36
0	0	1	1	5	32+16+5	53
0	1	0	1	3	64+16+3	83
1	1	0	0	E	128+64+14	206
1	1	0	1	F	128+64+16+15	223
1	1	1	1	F	128+64+32+16+15	E634
1	0	1	1	A	128+32+16+10	186
1	1	1	0	C	158+64+32+12	236
1	1	1	1	7	128+64+32+16+7	247