

Q.PEAK DUO BLK-G8

335-350

ENDURING HIGH PERFORMANCE



Q.ANTUM TECHNOLOGY: LOW LEVELISED COST OF ELECTRICITY

Higher yield per surface area, lower BOS costs, higher power classes, and an efficiency rate of up to 19.8%.



INNOVATIVE ALL-WEATHER TECHNOLOGY

Optimal yields, whatever the weather with excellent low-light and temperature behaviour.



ENDURING HIGH PERFORMANCE

Long-term yield security with Anti LID Technology, Anti PID Technology¹, Hot-Spot Protect and Traceable Quality Tra.Q™.



EXTREME WEATHER RATING

High-tech aluminium alloy frame, certified for high snow (5400 Pa) and wind loads (4000 Pa).



A RELIABLE INVESTMENT

Inclusive 12-year product warranty and 25-year linear performance warranty².



STATE OF THE ART MODULE TECHNOLOGY

Q.ANTUM DUO combines cutting edge cell separation and innovative wiring with Q.ANTUM Technology.

¹ APT test conditions according to IEC/TS 62804-1:2015, method B (-1500V, 168h)

² See data sheet on rear for further information.

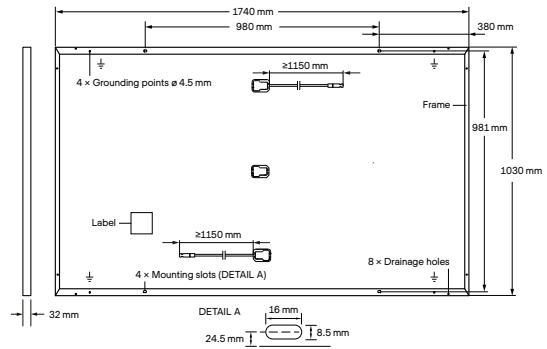
THE IDEAL SOLUTION FOR:



Rooftop arrays on residential buildings

MECHANICAL SPECIFICATION

Format	1740 mm × 1030 mm × 32 mm (including frame)
Weight	19.9 kg
Front Cover	3.2 mm thermally pre-stressed glass with anti-reflection technology
Back Cover	Composite film
Frame	Black anodised aluminium
Cell	6 × 20 monocrystalline Q.ANTUM solar half cells
Junction box	53-101 mm × 32-60 mm × 15-18 mm Protection class IP67, with bypass diodes
Cable	4 mm ² Solar cable; (+) ≥ 1150 mm, (-) ≥ 1150 mm
Connector	Stäubli MC4, Hanwha Q CELLS HQC4; IP68

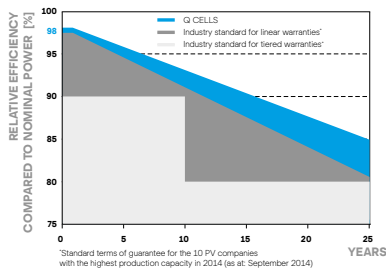


ELECTRICAL CHARACTERISTICS

POWER CLASS		335	340	345	350	
MINIMUM PERFORMANCE AT STANDARD TEST CONDITIONS, STC ¹ (POWER TOLERANCE +5 W / -0 W)						
Minimum	Power at MPP ¹	P_{MPP} [W]	335	340	345	350
	Short Circuit Current ¹	I_{SC} [A]	10.34	10.40	10.45	10.51
	Open Circuit Voltage ¹	V_{OC} [V]	40.44	40.70	40.95	41.21
	Current at MPP	I_{MPP} [A]	9.85	9.90	9.96	10.01
	Voltage at MPP	V_{MPP} [V]	34.01	34.34	34.65	34.97
	Efficiency ¹	η [%]	≥ 18.7	≥ 19.0	≥ 19.3	≥ 19.5
MINIMUM PERFORMANCE AT NORMAL OPERATING CONDITIONS, NMOT ²						
Minimum	Power at MPP	P_{MPP} [W]	250.9	254.6	258.4	262.1
	Short Circuit Current	I_{SC} [A]	8.33	8.38	8.42	8.47
	Open Circuit Voltage	V_{OC} [V]	38.13	38.38	38.62	38.86
	Current at MPP	I_{MPP} [A]	7.75	7.79	7.84	7.88
	Voltage at MPP	V_{MPP} [V]	32.36	32.67	32.97	33.27

¹Measurement tolerances $P_{MPP} \pm 3\%$; I_{SC} ; $V_{OC} \pm 5\%$ at STC: 1000 W/m², 25 ± 2°C, AM 1.5 according to IEC 60904-3 • 2800 W/m², NMOT, spectrum AM 1.5

Q CELLS PERFORMANCE WARRANTY

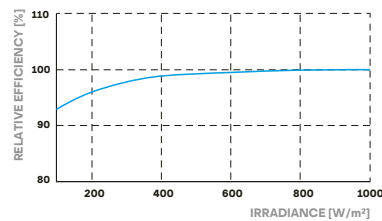


At least 98% of nominal power during first year. Thereafter max. 0.54% degradation per year. At least 93.1% of nominal power up to 10 years. At least 85% of nominal power up to 25 years.

All data within measurement tolerances. Full warranties in accordance with the warranty terms of the Q CELLS sales organisation of your respective country.

¹Standard terms of guarantee for the 10 PV companies with the highest production capacity in 2014 (as at September 2014)

PERFORMANCE AT LOW IRRADIANCE



Typical module performance under low irradiance conditions in comparison to STC conditions (25°C, 1000 W/m²).

TEMPERATURE COEFFICIENTS

Temperature Coefficient of I_{SC}	α [%/K]	+0.04	Temperature Coefficient of V_{OC}	β [%/K]	-0.27
Temperature Coefficient of P_{MPP}	γ [%/K]	-0.35	Nominal Module Operating Temperature	NMOT [°C]	43 ± 3

PROPERTIES FOR SYSTEM DESIGN

Maximum System Voltage	V_{SYS} [V]	1000	PV module classification	Class II
Maximum Reverse Current	I_R [A]	20	Fire Rating based on ANSI / UL 61730	C / TYPE 2
Max. Design Load, Push / Pull	[Pa]	3600 / 2667	Permitted Module Temperature on Continuous Duty	-40°C - +85°C
Max. Test Load, Push / Pull	[Pa]	5400 / 4000		

QUALIFICATIONS AND CERTIFICATES

VDE Quality Tested,
IEC 61215:2016;
IEC 61730:2016.
This data sheet complies
with DIN EN 50380.



PACKAGING INFORMATION

	1780mm	1080mm	1208mm	673.8kg	28 pallets	26 pallets	32 modules
Horizontal packaging							
Vertical packaging	1815mm	1150mm	1220mm	683kg	28 pallets	24 pallets	32 modules

Note: Installation instructions must be followed. See the installation and operating manual or contact our technical service department for further information on approved installation and use of this product. Q CELLS supplies solar modules in two different stacking methods, depending on the location of manufacture (modules are packed horizontally or vertically). You can find more detailed information in the document "Packaging and Transport Information", available from Q CELLS.

Hanwha Q CELLS GmbH

Sonnenallee 17-21, 06766 Bitterfeld-Wolfen, Germany | TEL +49 (0)3494 66 99-23444 | FAX +49 (0)3494 66 99-23000 | EMAIL sales@q-cells.com | WEB www.q-cells.com