


## Black Solar Bird Protection Kit

### Solar Panel Bird Protection & Proofing



Fastensol® Fastclip

#### Do you have birds nesting under or close to your solar panel installation?

Fastensol's solar bird protection kit is designed specifically to keep all creatures from getting under solar arrays, protecting the roof, wiring and equipment from their damage. This non-penetrating system is fast and easy to install, and can be removed for service.


Mesh size is 1/2 × 1inch, which manufactured from 17 gauge / 1.3mm diameter wire hot dipped galvanised then pvc coated for additional protection and to add the black colour.

#### Features:

- Quick & easy method to attach solar mesh securely onto the sides of the solar panel frame.
- Plastic clips are UV-stable, won't scratch solar panels.
- Available in 30mm & 35mm sizes to suit most solar panel frames.
- Nearly invisible from the ground.
- Mesh clips recommended every 18 inches.
- Tin snips and other basic tools required for installation.

#### Black Solar Bird Protection Kit

PRODUCT	P/N
60 pcs Solar Panel Mesh FastClips	F-FC-60
100ft × 6in. mesh and 60 pcs fastclips	F-BK-6/FC60
100ft × 8in. mesh and 60 pcs fastclips	F-BK-8/FC60



Flush roof


Orientation:  
portrait

Orientation:  
landscape

Framed  
module


Wide Frame



Narrow Frame



#### Partner information


Fastensol®  
Smarter Energy

No.16 Xiangxing 3rd Road, Free Trade  
Zone, Xiamen, China


info@fastensolar.com



0086-592-5665910




# Installations



(1) Cut the PVC-coated mesh to an appropriate size for your solar panel.



(2) Use a piece of plywood to bend the mesh at a 45-degree angle so that it sits on the roof.



(3) Align the solar mesh to the solar panel.



(4) Attach the Fastclips to the side of the solar panel frame and hold the solar mesh securely in place..



## NOTICE

- While holding the solar mesh system, use 3 fastclips at the beginning mesh to avoid falling.
- Space fastclips no more than 18in apart .
- Use at least 2 fastclips for the short side of every exposed edge of a panel. Use at least 3 fastclips for the long side of every exposed edge of a panel.

## Partner information



No.16 Xiangxing 3rd Road, Free Trade Zone, Xiamen, China  
info@fastensolar.com  
0086-592-5665910